



SMT Power Inductors

Shielded SMT Power Inductors - TCD4009C/4011C/4014C Series / 闭磁式贴片功率电感器

Shielded Inductor Features

- Magnetically shielded construction
- Low Profile
- Large Current and Low DCR

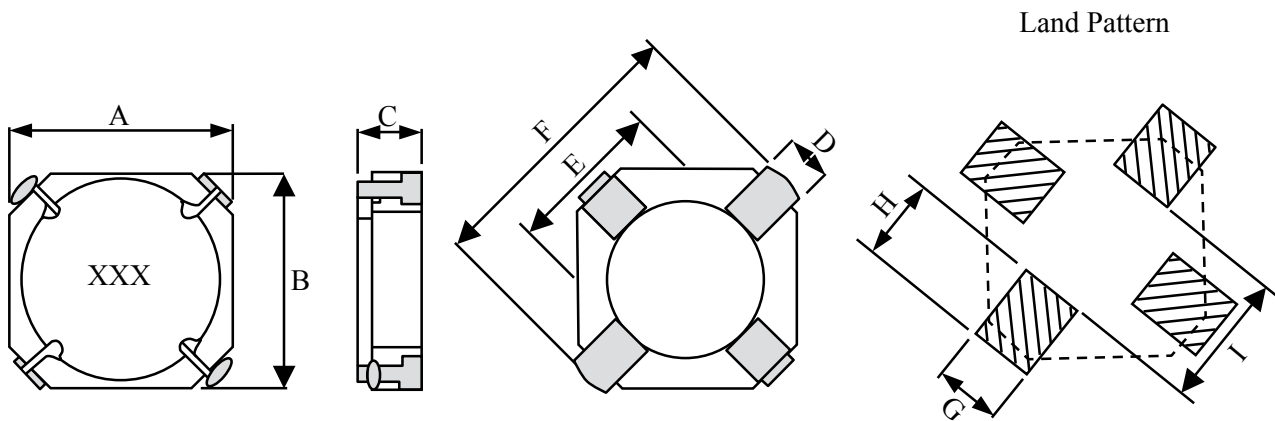
Applications

- LCD Driver
- Cellular Phone
- Small DC/DC converter
- Transformers

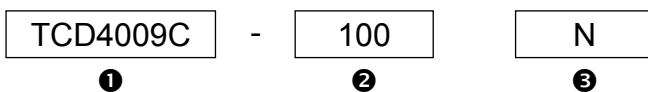
Shielded Inductor Dimensions & Configurations (Unit In mm)

Type	A(max)	B(max)	C(max)	D	E	F	G	H	I
TCD4009C	4.9	4.9	1.0	1.0	3.3	5.4	1.4	1.65	2.9
TCD4011C	4.9	4.9	1.2	1.0	3.3	5.4	1.4	1.65	2.9
TCD4014C	4.9	4.9	1.5	1.0	3.3	5.4	1.4	1.65	2.9

Note: Design as Customer's Requested Specifications.



How to Order



① SMT Shielded Power Inductors: TCD4009C, TCD4011C, TCD4014C

② Inductance

③ Tolerance

Code	Tolerance
M	20%
N	30%



SMT Power Inductors

SMT Shielded Power Inductors - TCD7014C/7026C/1014C Series

► SMT Shielded Power Inductor Features

- Magnetically shielded construction
- Compact and thin
- Large Current and Low DCR

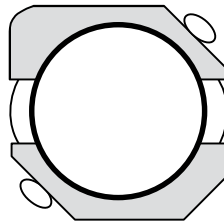
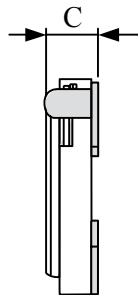
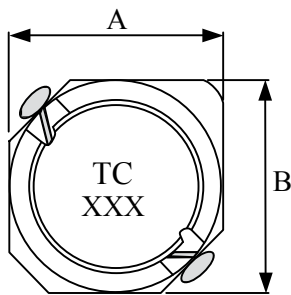
► Applications

- LCD Driver
- Small DC/DC converter

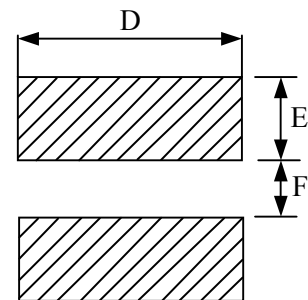
► Shielded Inductor Dimensions & Configurations (Unit In mm)

Type	A(max)	B(max)	C(max)	D	E	F
TCD7014C	7.3	7.3	1.5	7.30	2.65	2.00
TCD7026C	7.3	7.3	2.8	7.30	2.65	2.00
TCD1014C	10.3	10.3	1.5	10.40	3.70	3.00

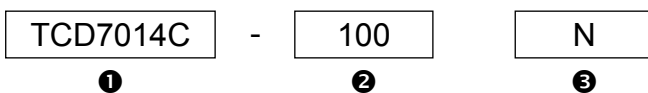
Note: Design as Customer's Requested Specifications.



Land Pattern



► How to Order



❶ Power Inductors SMT Shielded : TCD7014C, TCD7026C, TCD1014C

❷ Inductance

❸ Tolerance

Code	Tolerance
M	20%
N	30%



SMT Power Inductors

SMT Shielded Power Inductors - TCD73C/75C Series

► Shielded Power Inductor Features

Magnetically shielded construction
 Compact and thin
 For large currents

► Applications

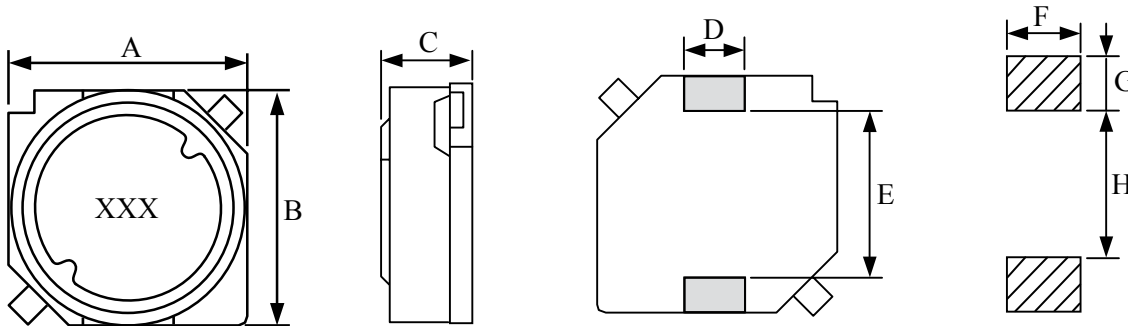
Notebook, Portable communication equipments, DC/DC converters.

► Shielded Power Inductor Dimensions & Configurations (Unit In mm)

Type	A(max)	B(max)	C(max)	D ± 0.2	E(max)	F	G	H
TCD73C	7.4	7.4	3.5	2.0	5.4	3.0	2.0	4.4
TCD75C	7.4	7.4	5.1	2.0	5.4	3.0	2.0	4.4

Note: Design as Customer's Requested Specifications.

Land Pattern



► Electrical Characteristics for TCD73C Series Inductors

Part Number	Inductance (μH)	Test Freq. (KHz)	DCR (Ω) (max)	IDC (A)(max)
TCD73C - 1R0M	1.00	1	0.019	3.12
TCD73C - 1R5M	1.50	1	0.023	2.85
TCD73C - 1R8M	1.80	1	0.028	2.66
TCD73C - 2R2M	2.20	1	0.028	2.66
TCD73C - 2R7M	2.70	1	0.030	2.40
TCD73C - 3R3M	3.30	1	0.035	2.26
TCD73C - 4R7M	4.70	1	0.043	1.96
TCD73C - 5R6M	5.60	1	0.050	1.80
TCD73C - 6R8M	6.80	1	0.055	1.76
TCD73C - 8R2M	8.20	1	0.065	1.50
TCD73C - 100M	10.00	1	0.080	1.34
TCD73C - 120M	12.00	1	0.090	1.23
TCD73C - 150M	15.00	1	0.120	1.09
TCD73C - 180M	18.00	1	0.130	0.99
TCD73C - 220M	22.00	1	0.150	0.90
TCD73C - 270M	27.00	1	0.210	0.81
TCD73C - 330M	33.00	1	0.250	0.72

Continued on the following page. ↘



SMT Power Inductors

↖ Continued from the preceding page.

Part Number	Inductance (μH)	Test Freq. (KHz)	DCR (Ω) (max)	IDC (A)(max)
TCD73C - 390M	39.00	1	0.310	0.67
TCD73C - 470M	47.00	1	0.350	0.60
TCD73C - 560M	56.00	1	0.430	0.55
TCD73C - 680M	68.00	1	0.520	0.50
TCD73C - 820M	82.00	1	0.600	0.46
TCD73C - 101M	100.00	1	0.790	0.41
TCD73C - 121M	120.00	1	0.804	0.35
TCD73C - 151M	150.00	1	1.100	0.30
TCD73C - 181M	180.00	1	1.250	0.28
TCD73C - 221M	220.00	1	1.560	0.25
TCD73C - 271M	270.00	1	1.830	0.24
TCD73C - 331M	330.00	1	2.900	0.23
TCD73C - 391M	390.00	1	3.300	0.22
TCD73C - 471M	470.00	1	3.600	0.21
TCD73C - 561M	560.00	1	4.100	0.19
TCD73C - 681M	680.00	1	4.600	0.18
TCD73C - 821M	820.00	1	5.900	0.12
TCD73C - 102M	1000.00	1	7.020	0.10

Note: Test Freq.: 1KHz / 0.25V

Operating Temp.: -40°C ~ +85°C

Inductance drop=10% typ. at IDC.

▶ Electrical Characteristics for TCD75C Series Inductors

Part Number	Inductance (μH)	Test Freq. (KHz)	DCR (Ω) (max)	IDC (A)(max)
TCD75C - 1R0M	1.00	1	0.023	2.88
TCD75C - 1R2M	1.20	1	0.025	2.85
TCD75C - 1R5M	1.50	1	0.027	2.61
TCD75C - 2R2M	2.20	1	0.030	2.46
TCD75C - 3R3M	3.30	1	0.035	2.28
TCD75C - 4R7M	4.70	1	0.041	2.08
TCD75C - 5R6M	5.60	1	0.044	2.00
TCD75C - 6R8M	6.80	1	0.047	1.94
TCD75C - 8R2M	8.20	1	0.048	1.80
TCD75C - 100M	10.00	1	0.050	1.68
TCD75C - 120M	12.00	1	0.070	1.54
TCD75C - 150M	15.00	1	0.080	1.39
TCD75C - 180M	18.00	1	0.090	1.26
TCD75C - 220M	22.00	1	0.110	1.13
TCD75C - 270M	27.00	1	0.150	1.02
TCD75C - 330M	33.00	1	0.170	0.84
TCD75C - 390M	39.00	1	0.180	0.80
TCD75C - 470M	47.00	1	0.200	0.76

Continued on the following page. ↘



SMT Power Inductors

↶ Continued from the preceding page.

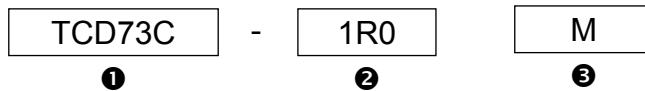
Part Number	Inductance (μH)	Test Freq. (KHz)	DCR (Ω) (max)	IDC (A)(max)
TCD75C - 560M	56.00	1	0.280	0.64
TCD75C - 680M	68.00	1	0.320	0.60
TCD75C - 820M	82.00	1	0.350	0.57
TCD75C - 101M	100.00	1	0.400	0.50
TCD75C - 121M	120.00	1	0.440	0.47
TCD75C - 151M	150.00	1	0.730	0.40
TCD75C - 181M	180.00	1	0.780	0.39
TCD75C - 221M	220.00	1	0.940	0.33
TCD75C - 271M	270.00	1	1.250	0.31
TCD75C - 331M	330.00	1	1.400	0.27
TCD75C - 391M	390.00	1	1.520	0.27
TCD75C - 471M	470.00	1	1.700	0.25
TCD75C - 561M	560.00	1	2.390	0.22
TCD75C - 681M	680.00	1	2.500	0.20
TCD75C - 821M	820.00	1	3.000	0.18
TCD75C - 102M	1000.00	1	4.100	0.17

Note: Test Freq.: 1KHz / 0.25V

Operating Temp.: -40°C ~ +85°C

Inductance drop=10% typ. at IDC.

► How to Order



❶ SMT Shielded Power Inductors: TCD73C, TCD75C

❷ Inductance

Code	Inductance
1R0	1.00μH
100	10.00μH
101	100.00μH

❸ Tolerance

Code	Tolerance
K	10%
L	15%
M	20%
N	30%



SMD Power Inductors

Shielded Power Inductor - TCD62LCB/62CB/63LCB/63CB Series

Shielded Inductor Features

- Magnetically shielded construction
- Compact and thin
- Large Current and Low DCR

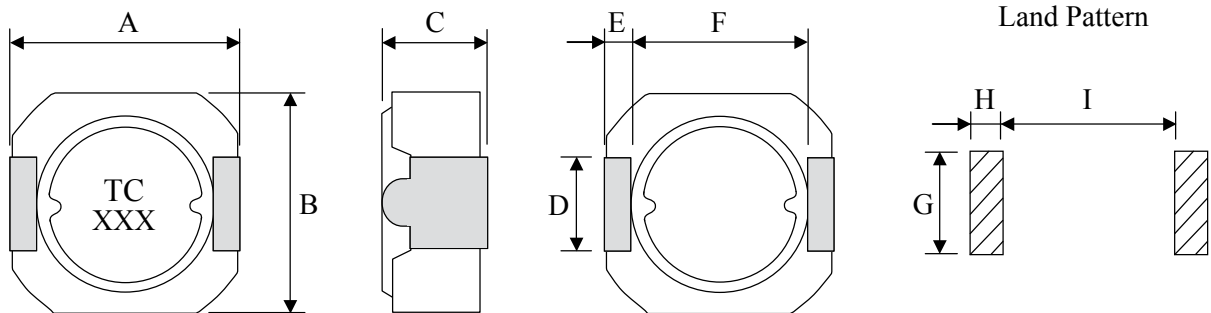
Applications

- Ideal for a variety of DC/DC converter inductor applications.
- Scanner

Shielded Inductor Dimensions & Configurations (Unit In mm)

Type	A(max)	B(max)	C(max)	D ± 0.2	E ± 0.2	F ± 0.2	G	H	I
TCD62LCB	6.3	6.2	2.0	2.0	0.6	4.6	2.6	1.0	4.6
TCD62CB	6.3	6.2	2.5	2.0	0.6	4.6	2.6	1.0	4.6
TCD63LCB	6.3	6.2	3.0	2.0	0.6	4.6	2.6	1.0	4.6
TCD63CB	6.3	6.2	3.5	2.0	0.6	4.6	2.6	1.0	4.6

Note: Design as Customer's Requested Specifications.



Electrical Characteristics for TCD62LCB Series Inductor

Part Number	Inductance (μH)	Test Freq. (KHz)	DCR (Ω) (max)	IDC (A)(max)
TCD62LCB - 1R0N	1.00	100	0.022	3.50
TCD62LCB - 1R5N	1.50	100	0.030	2.94
TCD62LCB - 2R0N	2.00	100	0.040	2.47
TCD62LCB - 3R3N	3.30	100	0.055	1.99
TCD62LCB - 4R7N	4.70	100	0.070	1.59
TCD62LCB - 6R2N	6.20	100	0.110	1.49
TCD62LCB - 8R2N	8.20	100	0.140	1.25
TCD62LCB - 100M	10.00	100	0.160	1.22
TCD62LCB - 120M	12.00	100	0.200	0.99
TCD62LCB - 150M	15.00	100	0.230	0.94
TCD62LCB - 180M	18.00	100	0.260	0.83
TCD62LCB - 220M	22.00	100	0.310	0.80
TCD62LCB - 270M	27.00	100	0.390	0.65
TCD62LCB - 330M	33.00	100	0.510	0.63
TCD62LCB - 390M	39.00	100	0.570	0.55
TCD62LCB - 470M	47.00	100	0.730	0.50

Note: Test Freq.: 100KHz / 0.1V.

Operating Temp.: -40°C ~ +85°C

Inductance drop=30% typ. at IDC.



SMD Power Inductors

► Electrical Characteristics for TCD62CB Series Inductor

Part Number	Inductance (μ H)	Test Freq. (KHz)	DCR (Ω) (max)	IDC (A)(max)
TCD62CB - 1R0N	1.00	100	0.018	3.48
TCD62CB - 1R5N	1.50	100	0.024	2.83
TCD62CB - 2R0N	2.00	100	0.032	2.44
TCD62CB - 3R3N	3.30	100	0.045	1.89
TCD62CB - 4R3N	4.30	100	0.055	1.65
TCD62CB - 6R2N	6.20	100	0.065	1.37
TCD62CB - 100M	10.00	100	0.095	1.07
TCD62CB - 120M	12.00	100	0.120	0.97
TCD62CB - 150M	15.00	100	0.150	0.87
TCD62CB - 180M	18.00	100	0.180	0.79
TCD62CB - 220M	22.00	100	0.210	0.71
TCD62CB - 270M	27.00	100	0.240	0.64
TCD62CB - 330M	33.00	100	0.280	0.58
TCD62CB - 390M	39.00	100	0.330	0.53
TCD62CB - 470M	47.00	100	0.390	0.48
TCD62CB - 560M	56.00	100	0.450	0.44
TCD62CB - 680M	68.00	100	0.560	0.40
TCD62CB - 820M	82.00	100	0.620	0.36
TCD62CB - 101M	100.00	100	0.800	0.33

Note: Test Freq.: 100KHz / 0.1V

Operating Temp.: -40°C ~ +85°C

Inductance drop=30% typ. at IDC.

► Electrical Characteristics for TCD63LCB Series Inductor

Part Number	Inductance (μ H)	Test Freq. (KHz)	DCR (Ω) (max)	IDC (A)(max)
TCD63LCB - 1R0N	1.00	100	0.017	3.59
TCD63LCB - 1R5N	1.50	100	0.021	2.93
TCD63LCB - 2R2N	2.20	100	0.024	2.42
TCD63LCB - 3R6N	3.60	100	0.033	1.89
TCD63LCB - 4R7N	4.70	100	0.042	1.66
TCD63LCB - 6R2N	6.20	100	0.050	1.45
TCD63LCB - 100M	10.00	100	0.065	1.14
TCD63LCB - 120M	12.00	100	0.072	1.04
TCD63LCB - 150M	15.00	100	0.096	0.93
TCD63LCB - 180M	18.00	100	0.103	0.85
TCD63LCB - 220M	22.00	100	0.132	0.77
TCD63LCB - 270M	27.00	100	0.160	0.70
TCD63LCB - 330M	33.00	100	0.180	0.63
TCD63LCB - 390M	39.00	100	0.200	0.58
TCD63LCB - 470M	47.00	100	0.250	0.53
TCD63LCB - 560M	56.00	100	0.300	0.48
TCD63LCB - 680M	68.00	100	0.360	0.44
TCD63LCB - 820M	82.00	100	0.450	0.40

Continued on the following page. ↘



SMD Power Inductors

Continued from the preceding page.

Part Number	Inductance (μH)	Test Freq. (KHz)	DCR (Ω) (max)	IDC (A)(max)
TCD63LCB - 101M	100.00	100	0.560	0.36
TCD63LCB - 151M	150.00	100	0.750	0.31

Note: Test Freq.: 100KHz / 0.1V

Operating Temp.: -40°C ~ +85°C

Inductance drop=30% typ. at IDC.

Electrical Characteristics for TCD63CB Series Inductor

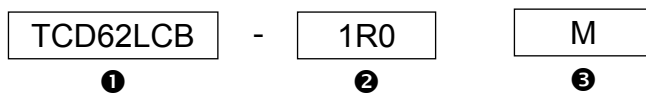
Part Number	Inductance (μH)	Test Freq. (KHz)	DCR (Ω) (max)	IDC (A)(max)
TCD63CB - 2R0N	2.00	100	0.020	3.00
TCD63CB - 2R7N	2.70	100	0.025	2.69
TCD63CB - 3R3N	3.30	100	0.030	2.57
TCD63CB - 4R7N	4.70	100	0.035	2.08
TCD63CB - 6R2N	6.20	100	0.040	1.84
TCD63CB - 8R2N	8.20	100	0.055	1.54
TCD63CB - 100M	10.00	100	0.065	1.49
TCD63CB - 120M	12.00	100	0.072	1.28
TCD63CB - 150M	15.00	100	0.078	1.10
TCD63CB - 180M	18.00	100	0.098	1.05
TCD63CB - 220M	22.00	100	0.115	0.97
TCD63CB - 270M	27.00	100	0.150	0.82
TCD63CB - 330M	33.00	100	0.175	0.76
TCD63CB - 390M	39.00	100	0.200	0.70
TCD63CB - 470M	47.00	100	0.240	0.68
TCD63CB - 560M	56.00	100	0.300	0.60
TCD63CB - 680M	68.00	100	0.330	0.56
TCD63CB - 820M	82.00	100	0.420	0.47
TCD63CB - 101M	100.00	100	0.470	0.45
TCD63CB - 151M	150.00	100	0.650	0.37

Note: Test Freq.: 100KHz / 0.1V

Operating Temp.: -40°C ~ +85°C

Inductance drop=30% typ. at IDC.

How to Order



① SMD Shielded Power Inductor : TCD62LCB, TCD62CB, TCD63LCB, TCD63CB.

② Inductance

Code	Inductance
1R0	1.00μH
100	10.00μH
101	100.00μH

③ Tolerance

Code	Tolerance
K	10%
L	15%
M	20%
N	30%